

one
poll.



Finance & Insurance Survey Snapshot

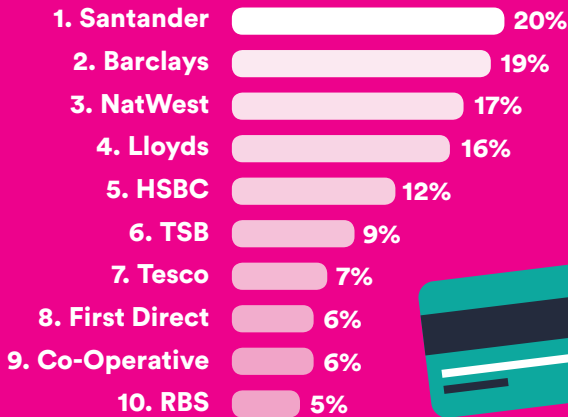
onepoll.com

Banking preferences

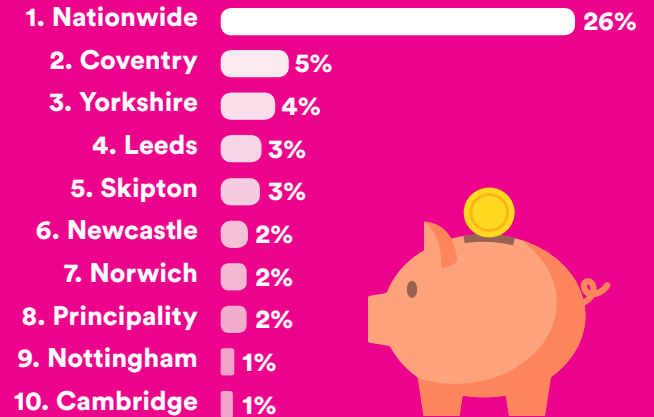
9 in 10 
people use online banking



Most popular bank accounts



Most popular building societies



Branch visits

Banks

A fifth

go in branch once a month

20%

go once every 3 months

1 in 5

never visit the branch

Building societies

A fifth

go in branch once a month

14%

go once every 3 months

13%

never visit the branch

Savings

A third

of people have invested
in stocks and shares

6 in 10

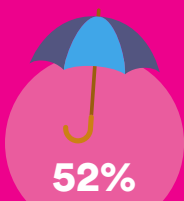
people have an ISA

75%

have a savings
account




Most popular things to save for...



A rainy day



Holidays



Home improvements



Christmas



Car

Financial concerns

1 hour 11 mins

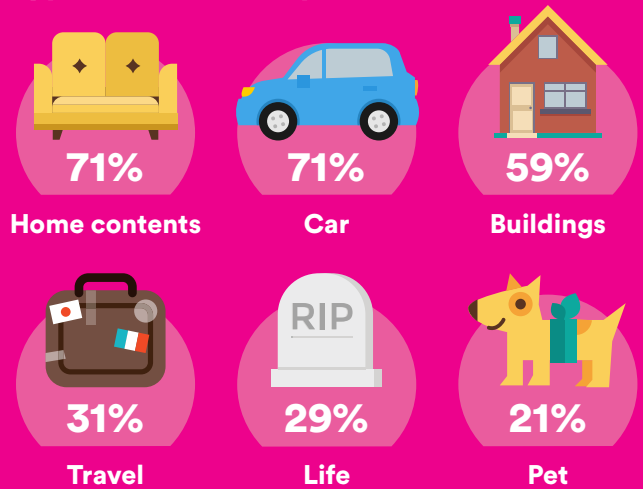
Is the average amount of time people spend worrying about their finances every day, which is the equivalent of 18 days a year

Top 10 money worries

1. Not being able to afford unexpected bills
2. Not having savings
3. Having to fork out for Christmas & birthdays etc.
4. Having debt
5. You can't afford to go out socially
6. Not having enough money to pay into a pension
7. Being unable to make your wage packet last
8. Being able to afford basics such as utility bills
9. Not having a pension
10. Being able to treat or spoil the children

Insurance

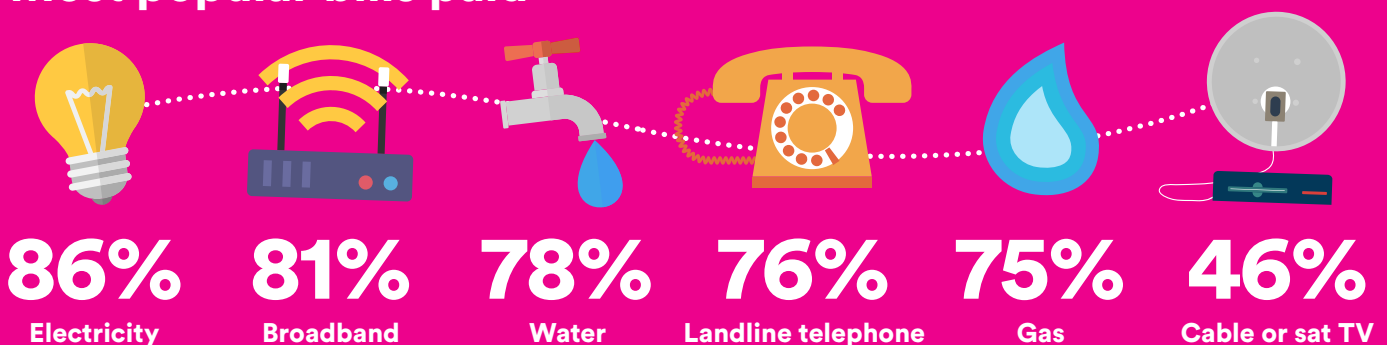
The average person has the following types of insurance products:



90%

will shop around when it comes to renewing insurance policies

Most popular bills paid



Debt

7 in 10

people have a credit card



2 credit cards

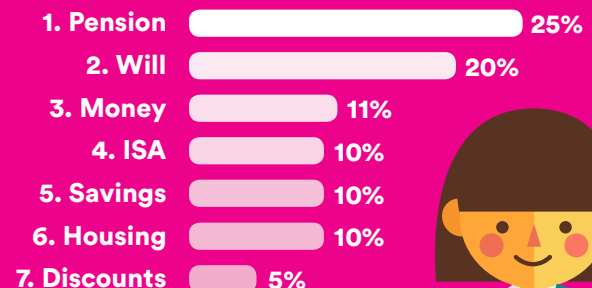
The average person has 2 credit cards

£1,485

Is the average amount owed across credits cards



Most desired financial advice



Retirement

Half

have a pension

35%

have no plans in place for retirement

4 in 10

have a will

27%

of people have a private pension

6 in 10

are worried how they will survive financially in retirement



Home ownership

two thirds

of people are homeowners

1 in 6

intend to move home in the next 2 years

15%

plan to buy a home in the next 2 years




Children

3 in 10

have children under the age of 16

Most popular accounts for children:



onepoll.com

@onepoll

Survey conducted by OnePoll in June 2017
Total number of respondents – 2,000 UK adults